



WOOD TOUCHED BY LIGHT

*High Fidelity*

Escape Book

**pdf**

**Collection 2013**



REV-08-2013





Ray Power

**ESCAPE. Domino effect.**

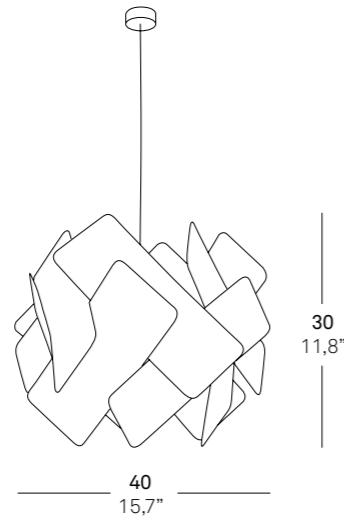
The domino effect in lighting, a chain of self supporting squares falling into a ring of light. This new proposal by Irish designer Ray Power creates a domino circle caught in a constant state of gravity defiant falling.

**ESCAPE. Efecto dominó.**

*El efecto dominó en iluminación, una cadena de rectángulos suspendidos en torno a un anillo de luz. Esta nueva propuesta del diseñador irlandés Ray Power crea un efecto dominó sostenido en un estado de ingravidez.*


**Escape** Ray Power

FAMILY / FAMILIA



WOOD SHADE FINISHES / ACABADOS PANTALLAS

Natural timber veneer / Madera natural



**Escape**

PENDANT  
SUSPENSIÓN

Info

Recommended bulbs  
Bombillas recomendadas

Packaging  
Embalaje

Dimensions/In  
Dimensiones/cm

SC SP



Certificates  
Certificados



Wood shade colors  
Acabados madera natural



Bulbs Not included  
Bombilla No incluida

Metal canopy  
Brushed nickel  
ø 6 cm / ø 4,8" (USA)  
Florón metálico  
Acabado níquel  
ø 6 cm

Electrical cable  
Coaxial Transparent  
2 m / 98,4" drop  
Cable eléctrico  
Transparente Coaxial  
2 m

DESIGNER  
DISEÑADOR  
Ray Power

E-27

- ⦿ CFL globe ø 98  
Globo bajo consumo ø 98  
1 x 23 w  
or / o
- ⦿ CFL globe ø 120  
Globo bajo consumo ø 120  
1 x 15 w DIM  
or / o
- ⦿ LED globe ø 92  
Globo LED ø 92  
1 x 14 w DIM

Class II

USA & CANADA

Medium Base

- ⦿ CFL Globe  
1 x 26 w max.  
or
- ⦿ LED Globe  
1 x 9,5 w max.  
or
- ⦿ G-25 Incandescent  
1 x 100 w max.

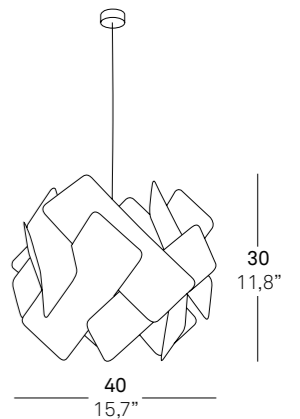
GU-24 Base  
Up-Charge Option

- ⦿ CFL Globe  
1 x 26 w max.  
or
- ⦿ LED A-19  
1 x 10 w max.

Box size  
Tamaño caja  
40x40x46 cm

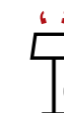
Volume  
Volumen  
0,0736 m³

Weight  
Peso  
Gross Bruto 1,5 Kg  
Net Neto 0,4 Kg



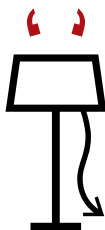
Box size  
16x16x18"

Weight  
Gross 3,26 Lb  
Net 0,71 Lb









SPANISH  
ARTISAN  
OF THE YEAR  
AWARD 2011